


BUCKINGHAM MFG.

Retrofit Strap Keeper Installation Instructions


PN LRS-1 / LRS-8 Series

Warning: Do not use this product if you cannot understand and follow the instructions and warnings that come with it and complete all necessary functions.

The Buckingham Retrofit Strap Keepers are designed to be used on the 1 3/4" wide webbing found on Buckingham harnesses and are used to prevent slippage of the strap after proper adjustment. Buckingham Mfg. Offers two types of Retrofit Strap Keepers, PN LRS-1 (keeper with gripping ribs) and the PN LRS-8 (keeper with gripping ribs and raised points).



PN LRS-1



PN LRS-8

WARNINGS

Buckingham Retrofit Strap Keepers are not approved as strength components. They are only to be used in the specified manner for retaining the harness webbing to prevent slippage. These Retrofit Strap Keepers may be used on harness leg, chest or shoulder straps with various types of adjusters or buckles including: Interlocking, or Quick Connect buckles. All harness buckles must be adjusted and connected properly. Maintain tension on interlocking type buckles to avoid accidental disengagement. Always inspect the entire harness per manufacturers instructions prior to use. If any part of the harness does not pass the specified inspection, or if you are unsure of it's condition, remove from service, destroy and discard the harness.

Both the interlocking and quick connect buckles are shown on a short section of strap for clarity purposes. (Fig 1). PN LRS-8 and the quick connect style are shown throughout these instructions. The steps outlined below will apply to both Retrofit Strap Keepers and buckle styles.

Fig. 1

Quick Connect Buckle

Interlocking Buckles



INSTALLATION INSTRUCTIONS

The Retrofit Strap Keeper should be placed close to the adjuster or buckle assembly. This allows the webbing to be adjusted, does not interfere with the operation of the adjuster or buckle, and helps to prevent slippage of the strap after the harness has been properly connected and adjusted. See figure 2 for parts outline.

Begin by squeezing the webbing together to create a pucker. Ensure the web grippers of the Retrofit Strap Keeper are facing up towards the webbing so that the smooth side will face towards your body when worn. Slide both layers of webbing through the slots on the back side of the Retrofit Strap Keeper (Fig. 3).




Slide only the bottom layer of webbing through the slots on the front side of the buckle (Fig. 4).

To loosen or lengthen the strap grasp the top edge of the Retrofit Strap Keeper and pull it away from the buckle. Adjust the webbing to length as needed through the buckle (Fig. 5).

Once the length has been adjusted slide the Retrofit Strap Keeper up as close to the buckle as possible, by grasping the bottom edge of the keeper and pulling outward on the outer layer of webbing (Fig. 6).

Pull outward on the bottom layer of webbing to remove the slack (Fig. 7)

Slide the top layer of webbing into the slots on the front half of the Retrofit Strap Keeper. Adjust the free end of the webbing and free end strap keeper as needed so that the webbing lies flat. Once properly attached the Retrofit Strap Keeper should appear as shown in figure 8.



STATEMENT of OBSOLESCENCE:

Precise “useful life expectancy” or “shelf life” for this product is not specified, as the degree of use, conditions of use, and the degree of care and storage determines useful life. All users maintain responsibility to select proper equipment for the job, be properly trained in its use, and ensure all personnel support equipment passes inspection before each use. Upon evidence of defects, damage or deterioration, all equipment shall be removed from service immediately and tagged or marked as unusable or destroyed. Additionally, all equipment shall be inspected on a regular basis not to exceed one year by a Competent Person, as defined by OSHA/ANSI, to verify that the equipment is safe for use. In the event of any question or concern regarding the condition of such equipment, users shall remove the equipment from service for further inspection. All users must comply with OSHA/ANSI/ASTM standards prior to and in using such equipment. For more information regarding safe and appropriate use of equipment, please contact Buckingham Manufacturing at 1-800-937-2825.

INTERNATIONAL USERS:

Notwithstanding the above, please know that certain international jurisdictions require manufacturers of equipment to provide customers with a maximum useful lifespan (sometimes referred to as a “Statement of Obsolescence”). To the extent required, Buckingham personal protective equipment manufactured from synthetic fiber materials including but not limited to items such as webbing and/or rope are subject to a maximum useful lifespan of ten (10) years from the date of manufacture. As stated above proper usage, storage, maintenance, and care impacts the useful lifespan of equipment. Extreme circumstances may require that product must be retired after only one use. This statement is made in conformance and compliance with BS EN 365:2004. International users must ensure that product inspections are completed by Competent Persons as defined by international standards including but not limited to British Standard (“BS”). If equipment fails any inspections, it must be immediately withdrawn from service and destroyed. For more information regarding safe and appropriate use of equipment, please contact Buckingham Manufacturing at 1-800-937-2825.

OUR GUARANTEE:

We guarantee the equipment we manufacture to be free from defects in material and workmanship. We will repair any equipment deemed to be defective which is returned to us by the original purchaser. However, this guarantee is void if any product is changed or altered in any way, or if the product is used in a manner other than for which it is intended. This express guarantee supersedes all other expressed or implied guarantees, obligations or liabilities. There are no implied warranties of merchantability or fitness for a particular purpose and as such, all implied warranties are specifically disclaimed.

LIMITATION ON LIABILITY:

In no event will Buckingham or buyer be liable to the other for lost revenues, lost profits or any other indirect, consequential, special or punitive losses or damages, however caused, whether in action for breach of contract, strict liability, tort, or otherwise, even if advised of the possibility of such losses or damages. In no event will Buckingham’s liability exceed the total amount paid by the buyer to Buckingham for the product or equipment giving rise to such claim(s).

Please see other terms and conditions relating to this product at <https://buckinghammfg.com/terms-conditions/>

REGISTRATION:

Before use of the product, ensure to register and confirm the product at www.buckinghammfg.com/register.

BUCKINGHAM MFG.
BINGHAMTON, NY
1-800-937-2825
www.buckinghammfg.com