

BUCKINGHAM MFG.

Attachment Instructions


P/N M3 – Sling Magnet

Warning: Do not use this product if you cannot understand and follow the instructions and warnings that come with it and complete all necessary functions.

Please consult with your physician prior to using this product. Do not use this product under the influence of drugs or alcohol.

The Sling Magnet is designed for use when attaching slings to equipment in the field. It is specifically useful in attaching a sling to a transformer for lifting and removing the transformer during line work. This device is used to hold one end of the sling in place, while attaching the other end of the sling.

NOTE: styles, colors and / or options may vary from those shown throughout these instructions.



The following procedure shows how to utilize the Sling Magnet in the lifting of an electrical transformer:

Step # 1 – Locate one end of the sling to attach the Sling Magnet above the sling eye.

Step # 2 – Unfold the hook & loop strap of the Sling Magnet and place the Sling Magnet around the sling. Ensure the green tube material is facing out away from the sling (see Fig. 1):



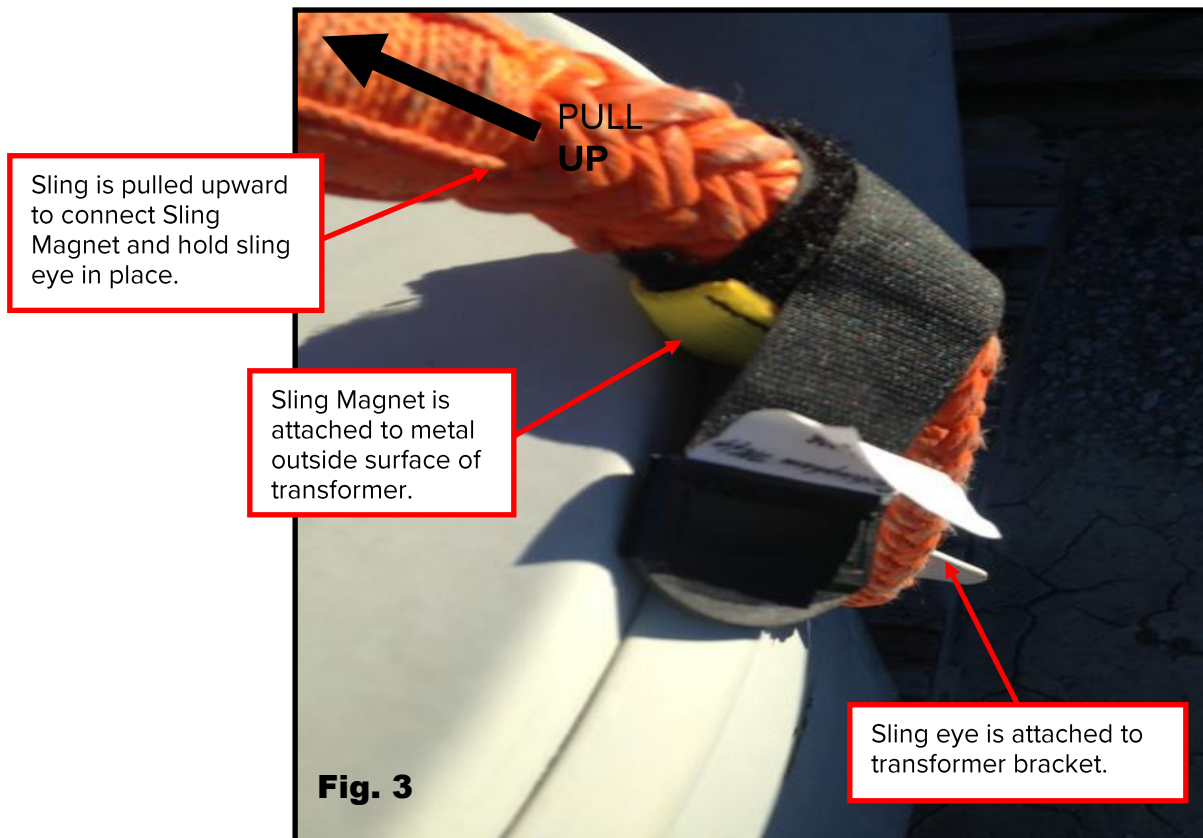


Fig. 1


Step # 3 – Wrap the hook to the loop tightly around the circumference of the sling to secure the Sling Magnet in place (see Fig. 2):



Step # 4 – Using the end of the sling, with the Sling Magnet attached, connect the sling eye to the transformer lifting bracket. Pull upward to secure the sling in place. Then attach the Sling Magnet to the metal outside surface of the transformer (above the transformer bracket) to hold the sling eye in place (see Fig 3):



Step # 5 – With the first sling leg secured by the Sling Magnet, attach the other sling eye to the opposite transformer bracket. You have now completed the sling attachment procedure utilizing the Sling Magnet (see Fig. 4):



NOTE: This product contains magnets and / or magnetic components. Magnets may impact or interfere with the operation of certain types of medical equipment or devices. Please discuss with your medical provider or medical device manufacturer before using this product. If at any time you believe this product is interfering with your medical device, stop use of it and seek further medical consultation.

STATEMENT of OBSOLESCENCE:

Precise “useful life expectancy” or “shelf life” for this product is not specified, as the degree of use, conditions of use, and the degree of care and storage determines useful life. All users maintain responsibility to select proper equipment for the job, be properly trained in its use, and ensure all personnel support equipment passes inspection before each use. Upon evidence of defects, damage or deterioration, all equipment shall be removed from service immediately and tagged or marked as unusable or destroyed. Additionally, all equipment shall be inspected on a regular basis not to exceed one year by a Competent Person, as defined by OSHA/ANSI, to verify that the equipment is safe for use. In the event of any question or concern regarding the condition of such equipment, users shall remove the equipment from service for further inspection. All users must comply with OSHA/ANSI/ASTM standards prior to and in using such equipment. For more information regarding safe and appropriate use of equipment, please contact Buckingham Manufacturing at 1-800-937-2825.

INTERNATIONAL USERS:

Notwithstanding the above, please know that certain international jurisdictions require manufacturers of equipment to provide customers with a maximum useful lifespan (sometimes referred to as a "Statement of Obsolescence"). To the extent required, Buckingham personal protective equipment manufactured from synthetic fiber materials including but not limited to items such as webbing and/or rope are subject to a maximum useful lifespan of ten (10) years from the date of manufacture. As stated above proper usage, storage, maintenance, and care impacts the useful lifespan of equipment. Extreme circumstances may require that product must be retired after only one use. This statement is made in conformance and compliance with BS EN 365:2004. International users must ensure that product inspections are completed by Competent Persons as defined by international standards including but not limited to British Standard ("BS"). If equipment fails any inspections, it must be immediately withdrawn from service and destroyed. For more information regarding safe and appropriate use of equipment, please contact Buckingham Manufacturing at 1-800-937-2825.

OUR GUARANTEE:

We guarantee the equipment we manufacture to be free from defects in material and workmanship. We will repair any equipment deemed to be defective which is returned to us by the original purchaser. However, this guarantee is void if any product is changed or altered in any way, or if the product is used in a manner other than for which it is intended. This express guarantee supersedes all other expressed or implied guarantees, obligations or liabilities. There are no implied warranties of merchantability or fitness for a particular purpose and as such, all implied warranties are specifically disclaimed.

LIMITATION ON LIABILITY:

In no event will Buckingham or buyer be liable to the other for lost revenues, lost profits or any other indirect, consequential, special or punitive losses or damages, however caused, whether in action for breach of contract, strict liability, tort, or otherwise, even if advised of the possibility of such losses or damages. In no event will Buckingham's liability exceed the total amount paid by the buyer to Buckingham for the product or equipment giving rise to such claim(s).

Please see other terms and conditions relating to this product at <https://buckinghammfg.com/terms-conditions/>

REGISTRATION:

Before use of the product, ensure to register and confirm the product at www.buckinghammfg.com/register.

BUCKINGHAM MFG.
BINGHAMTON, NY
1-800-937-2825
www.buckinghammfg.com

Information contained in these written instructions supersedes all other information (written, audio, video etc.) produced by Buckingham Mfg. prior to the revision date of this document.