

BUCKINGHAM MFG.

MODEL # 6909 SERIES - GAFF GUARD ATTACHMENT INSTRUCTIONS

Warning: Do not use this product if you cannot understand and follow the instructions and warnings that come with it and complete all necessary functions.

Model 6909 series Gaff Guards are various types of gaff protector / guards used to protect gaffs from damage and from damaging other equipment while stored and transported in tool bags. The spring type gaff protectors / guards are manufactured with the spring portion covered with a soft yet durable high visibility green resin coating.

NOTES:

Gaff Guards for Pole Climbers are mandated by OSHA regulation Part 1910.268(G)(2)(i). Use the appropriate model below for the corresponding gaff / climber type.

Model 6909 Gaff Guard fits all Buckingham Mfg. Co. Permanent Pole Gaff Climbers.

Model 6909A Gaff Guard fits all Buckingham Mfg. Co. Replaceable Pole Gaffs Climbers.

Model 6909TA Gaff Guard fits all Buckingham Mfg. Co. Replaceable Tree Gaffs Climbers.


Model 6909U Gaff Guard fits all Buckingham Mfg. Co. Pole Gaff Climbers, as well as other commercial brand pole climbers.

Model 6909TU Gaff Guard fits all Buckingham Mfg. Co. Tree Gaff Climbers, as well as other commercial brand tree climbers.



MODEL # 6909

MODEL # 6909U



MODEL # 6909A




MODEL # 6909TA

MODEL # 6909TU

Models 6909, 6909U & 6909TU Mounting Instructions: (model 6909U shown below)


1. With the spring portion of the Gaff Guard on the inside (opposite of gaff side) of the climber, slide the Gaff Guard over the shank of the climber as shown in Fig. 1.

Fig. 1



- Slide the Gaff Guard down the climber shank, place the gaff inside the spring portion of the gaff guard and then slide the gaff guard up the leg iron shank to ensure full insertion of the gaff into the guard as shown in Fig. 2.

Fig. 2.



- Model 6909-** Press the locking end of the gaff guard around the edge of the climber shank as shown in Fig. 3.

Model 6909U & 6909TU- Press the locking end of the gaff guard down and insert it into one of the loops as shown in Fig. 4.

NOTE: The 6909U & 6909TU locking end may fit in either the first or second loop depending on the type of climber it is being mounted on. Use whichever loop that gives you a more secure fit.

Fig. 3.



Fig. 4



Model 6909A & 6909TA Mounting Instructions:

- Place the gaff inside the spring portion of the gaff guard and then slide the gaff guard up the leg iron shank to ensure full insertion of the gaff into the guard.
- Press the locking end of the gaff guard around the top heel portion of the gaff as shown in Fig 5.

Fig. 5.



STATEMENT of OBSOLESCENCE:

Precise “useful life expectancy” or “shelf life” for this product is not specified, as the degree of use, conditions of use, and the degree of care and storage determines useful life. All users maintain responsibility to select proper equipment for the job, be properly trained in its use, and ensure all personnel support equipment passes inspection before each use. Upon evidence of defects, damage or deterioration, all equipment shall be removed from service immediately and tagged or marked as unusable or destroyed. Additionally, all equipment shall be inspected on a regular basis not to exceed one year by a Competent Person, as defined by OSHA/ANSI, to verify that the equipment is safe for use. In the event of any question or concern regarding the condition of such equipment, users shall remove the equipment from service for further inspection. All users must comply with OSHA/ANSI/ASTM standards prior to and in using such equipment. For more information regarding safe and appropriate use of equipment, please contact Buckingham Manufacturing at 1-800-937-2825.

INTERNATIONAL USERS:

Notwithstanding the above, please know that certain international jurisdictions require manufacturers of equipment to provide customers with a maximum useful lifespan (sometimes referred to as a “Statement of Obsolescence”). To the extent required, Buckingham personal protective equipment manufactured from synthetic fiber materials including but not limited to items such as webbing and/or rope are subject to a maximum useful lifespan of ten (10) years from the date of manufacture. As stated above proper usage, storage, maintenance, and care impacts the useful lifespan of equipment. Extreme circumstances may require that product must be retired after only one use. This statement is made in conformance and compliance with BS EN 365:2004. International users must ensure that product inspections are completed by Competent Persons as defined by international standards including but not limited to British Standard (“BS”). If equipment fails any inspections, it must be immediately withdrawn from service and destroyed. For more information regarding safe and appropriate use of equipment, please contact Buckingham Manufacturing at 1-800-937-2825.

OUR GUARANTEE:

We guarantee the equipment we manufacture to be free from defects in material and workmanship. We will repair any equipment deemed to be defective which is returned to us by the original purchaser. However, this guarantee is void if any product is changed or altered in any way, or if the product is used in a manner other than for which it is intended. This express guarantee supersedes all other expressed or implied guarantees, obligations or liabilities. THERE ARE NO IMPLIED WARRANTIES OF MERCHANTABILITY OR FITNESS FOR A PARTICULAR PURPOSE AND AS SUCH, ALL IMPLIED WARRANTIES ARE SPECIFICALLY DISCLAIMED.

LIMITATION ON LIABILITY:

IN NO EVENT WILL BUCKINGHAM OR BUYER BE LIABLE TO THE OTHER FOR LOST REVENUES, LOST PROFITS OR ANY OTHER INDIRECT, CONSEQUENTIAL, SPECIAL OR PUNITIVE LOSSES OR DAMAGES, HOWEVER CAUSED, WHETHER IN ACTION FOR BREACH OF CONTRACT, STRICT LIABILITY, TORT, OR OTHERWISE, EVEN IF ADVISED OF THE POSSIBILITY OF SUCH LOSSES OR DAMAGES. IN NO EVENT WILL BUCKINGHAM'S LIABILITY EXCEED THE TOTAL AMOUNT PAID BY BUYER TO BUCKINGHAM FOR THE PRODUCT OR EQUIPMENT GIVING RISE TO SUCH CLAIM(S).

PLEASE SEE OTHER TERMS AND CONDITIONS RELATING TO THIS PRODUCT AT <https://buckinghammfg.com/terms-conditions/>

REGISTRATION:

Before use of the product, ensure to register and confirm the product at www.buckinghammfg.com/register.

BUCKINGHAM MFG.
BINGHAMTON, NY
800-937-2825
www.buckinghammfg.com

