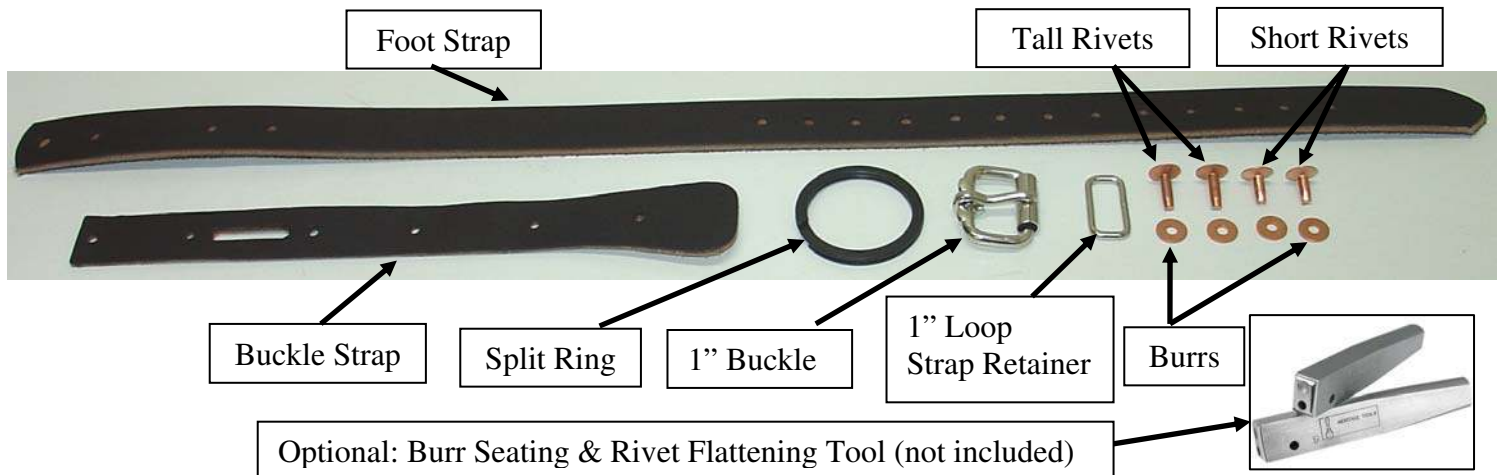



Buckingham Mfg. Co. Inc.

P/N 2134 – FOOT STRAPS FOR RING TYPE CLIMBERS ASSEMBLY & ATTACHMENT INSTRUCTIONS

Overview of parts (shown is only $\frac{1}{2}$ of the supplied materials or enough to make 1 strap, for 1 side):



1) With the grain side up, place Split Ring onto the Buckle Strap



2) Place the 1" Loop & Buckle onto the Buckle Strap.
Note: Split of Loop must face upward. Buckle tongue must go through slot with curve downward, onto roller.



3) Fold Buckle Strap (Buckle end) over Buckle and Loop first two holes onto the next two holes.



4) Fold Buckle Strap (Split Ring end) over Split Ring and align all holes.



5) From chafe side, place the two tall Rivets into the holes.



6) Ensure that the assembly looks identical to that below.




7) Place a Burr onto each Rivet.




8) Seat the two Burrs onto the rivet body. (Use tool / method appropriate to seat Burr)
Caution: Do not seat so hard as to tear the leather.



- 9) Dependent on how far the burr is seated, it may be necessary to trim the Tall Rivets with cutters to approximately 1/8" above the Burrs.




- 10) Rivets trimmed for length need to have the Burrs reseated and rivet shaft top flattened.



- 11) Carefully peen the rivet tip until flattened over Burr.
(Use tool / method appropriate to peen rivet)



- 12) Place the two Short Rivets through the grain side of the Foot Strap holes #3 & #4 as shown. Insert Foot Strap end into Split Ring, grain side down.



- 13) Fold the Foot Strap over the Split Ring so holes #1 & #2 fit onto the Rivets in holes #3 & #4



- 14) Place a Burr onto each Rivet and seat the Burrs.
(Use tool / method appropriate to seat Burr)




- 15) Carefully peen the rivet tip until flattened over Burr.
(Use tool / method appropriate to peen rivet).



- 16) Completed assembly



- 18) Assemble strap onto climber using split ring so that Buckle Strap end lays on front of foot as shown below.



BUCKINGHAM MFG. CO.
BINGHAMTON, NY
1-800-937-2825
www.buckinghammfg.com