

BUCKINGHAM MFG.


INSTRUCTIONS / WARNING

PN 1998C- Fully Adjustable Two D-Ring TrueFit™ Belt (Occupational Belt)

FRONT



REAR



Warning: Do not use this product if you cannot understand and follow the instructions and warnings that come with it and complete all necessary functions.

Please consult with your physician prior to using this product. Do not use this product under the influence of drugs or alcohol.

The PN 1998C is a patent-pending, fully adjustable, 2-D TrueFit™ belt that offers an adjustable dee piece/back pad and gut strap that allows the user to customize the size of the belt at any given moment. The dee size can be adjusted to any size between size 20-30.

Manufacturer's instructions shall be provided to the user of this product. If additional copy is needed, contact Buckingham Mfg. Co. Read carefully, understand and heed these and all instructions, warnings and cautions packaged with this product before using this equipment. Failure to do so could result in your serious injury or death. Employer – instruct employee as to the proper use, warnings and cautions before use of this equipment.

Buckingham Occupational Protective Belts are intended as personal protection equipment for use by properly trained professionals only. Each piece of equipment is important in its function and design and in its relationship to all other components. Belts must be worn around the waist with attachment point centered in back. Only positioning connecting devices should be attached to side D-Rings, as side D-Rings are not intended for fall arrest. Buckingham Occupational Protective Belts when used independently must not be used for fall arrest.

A fall arrest system is more than just a combination of equipment. In order to function properly, the system must be custom-designed for the specific application, environment, and work-site requirements. A simple rule to follow when assembling a fall arrest system is the Three Point Rule. All fall arrest systems are made up of three major components: **(A) anchor point, (B) harness (with an optional belt), and (C) connecting device.** For example, a fall arrest system would be used by an iron worker bolting steel beams together for a skyscraper. Following the Three Point Rule, the fall arrest system includes: (A) beam, (B) harness, and (C) energy absorbing lanyard. **Remember:** No fall arrest system is complete without all three components. It is imperative that qualified or competent people select fall arrest system components to fit the specific job requirements. Incorrect component choices can cause serious injury or death.

Selection of products should be such that they aid the worker in the performance of his job and particular work situation. Therefore, be certain this equipment is suitable for the intended use and work environment. It should only be used as personal protection equipment as outlined in OSHA1910.67. If suitability for intended use is questionable, always consult your Supervisor, Safety Director or contact Buckingham Mfg. at (607) 773-2400 or 1-800-937-2825.

Do not alter this product in any way. If a belt strap does not fit properly, replace it with one of the correct size. Wear belt snug but not tight.

Thorough employee training in the selection and proper use of personal protection equipment is imperative.

DEE PIECE / BACK PAD ADJUSTMENT

The Dee piece webbing is manufactured with a slide bar adjustment buckle and the backpack pad is manufactured in two separate pieces and connected by hook and loop fastener. To adjust:

- Open the label containment pouch by separating the hook and loop fastener.
- Separate the hook and loop fastener on the back pad so it can move inward or outward, depending on your adjustment.
- Move the slide bar of the buckle and push the webbing through the buckles slot (Fig 1) and then pull the opposite end of the webbing back through the buckle (Fig. 2) until the desired length is achieved.



Fig. 1




Fig. 2

GUT STRAP ADJUSTMENT

- The gut strap buckle has a similar adjustment buckle but has a spring loaded slide bar.
- To lengthen or shorten the gut strap, pull the spring loaded slide bar away from the buckles friction bar (Fig. 3) and push the webbing through the buckle. Pull the slack through the buckle in the desired (Fig. 4) direction to loosen or tighten the gut strap.
- Secure the slack of the tail of the gut strap in the plastic keeper.

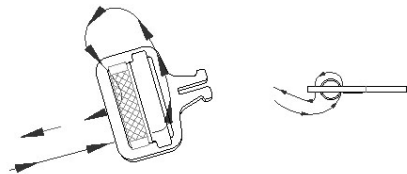
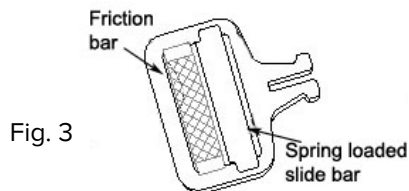


Fig. 4

FULL BODY HARNESS ATTACHMENT

- Place the TrueFit™ Belt on a flat surface with the outside of the belt facing up.
- Disconnect both of the interlocking buckles of the harness attachment loops by angling the smaller link and pushing it through the larger link (Fig. 5 & 6).
- Place a compatible full body harness on top of the TrueFit™ Belt and straighten the straps. Align the harness backstraps through the opening of the harness attachment loops (Fig. 7).
- Connect both of the interlocking buckles of the harness attachment loops by angling the smaller link and pushing it back through the larger link (Fig. 8).
- Connect the opposite harness backstrap through the opposite harness attachment loops as described above.
- Adjust harness as needed so that the TrueFit™ belt is properly located on your hips.



Fig. 5



Fig. 6



Fig. 7



Fig. 8

INSPECTION

Prior to each use, carefully inspect the belt for indications of wear, deterioration or impact loading. The inspection should include, but not be limited to, inspecting for:

- product with all leather strength components. If found, immediately cease use, discard and replace as product does not meet existing standards.
- webbing cuts, kinks, abrasions, burns, excessive swelling, excessive wear, discoloration, cracks, charring, broken fibers, loose stitching, chemical or physical exposures and buckle holes in strap are not damaged.
- loose, bent or pulled rivets, bent grommets, and broken, cut or burned threads.
- tongue of buckle does not bind on buckle frame.
- nicks, cracks, distortion or corrosion of hardware (buckle, "D"-ring, etc.).

If any evidence of wear, deterioration or impact loading as outlined is observed, immediately cease use, destroy the product and replace it with new equipment. Should any unusual conditions not outlined above be observed, or you have reasonable doubt about a particular condition, remove the equipment from service and notify your Supervisor, Safety Director or contact Buckingham Mfg. for clarification.

Failure to properly select equipment for the job at hand and carefully and completely inspect your equipment could result in serious injury or death.

CAUTION

- This Product is designed to be used by a person with a maximum weight of 350 lbs. when fully equipped.
- Fall protection equipment, (i.e. fall arrest, work positioning belts, retrieval, suspension etc.) should not be resold or provided to others for re-use after use by original user as assurance can not be granted that a used product meets criteria of applicable standards and is safe for use to a subsequent user.
- Only Buckingham Mfg. Co. or those people authorized in writing by Buckingham Mfg. Co. may make repairs to this equipment.
- Equipment subjected to impact loading must be immediately removed from service, destroyed and discarded.
- In the event of a fall, the employer must have a rescue plan and the means to implement it.
- Only positioning connecting devices should be attached to side D-rings, as side D-rings are not intended for fall arrest.
- Do not connect any tools, accessory loops / snaps, etc. to the circle D-rings. D-rings are for attachment of locking connecting devices only.
- Always visually check that: 1) each snap hook / carabiner freely engages D-ring or anchor point, 2) keeper / gate is completely closed with each use. **Never** rely solely on the feel or sound of a snap hook / carabiner engaging.
- Make sure each snap hook / carabiner is positioned so that its keeper / gate is **never** load bearing.
- Ensure there is no pressure on the snap hook locking mechanism sufficient to depress it as this will, due to its length, render it incompatible with currently designed rings and make it very susceptible to rollout.
- Never disable locking keeper / gate on snap hook / carabiner, punch holes in or alter a connecting device in any way.
- Avoid contact of this equipment with sharp edges, abrasive surfaces, high temperature surfaces, welding, or other heat sources, electrical hazards or moving machinery.
- Avoid contact of this equipment with chemicals that may damage the material. If in doubt, contact Buckingham Mfg. Co.
- This equipment is for personal use only, not towing or hoisting.
- **Never** work without independent fall arrest protection if there is danger of a fall.
- Always visually check that all buckles and snap hooks or carabiners are properly closed before use.
- Product covered under these instructions / warnings should not be resold / redistributed or re-used after use by original user.

CLEANING / STORAGE

Proper maintenance and storage of your equipment will prolong its useful life and contribute toward its performance. Storage areas should be clean, dry and free of exposure to corrosive elements, fumes, etc. Nylon and polyester should be cleaned with water and mild soap (a dish washing soap that removes grease (i.e. Dawn)) and be allowed to dry thoroughly without using excessive heat.

NOTE: Ensure proper fit / size of product before use. This product **can not** be returned unless it is in new / unused condition.

Properties of Occupational Protective Belt Materials


Material	Effect of Heat	Effect of Acids & Alkalis	Effect of Bleaches & Solvents	Resistance to Mildew, Aging, Sunlight, Abrasion
Polyester	Sticks at 440 to 445° F. Melts at 482° F.	Good resistance to most mineral acids. Dissolves with partial decomposition in concentrated solution of sulfuric acids. Good resistance to weak alkalis. Moderate resistance to strong alkalis at room temperature. Disintegrates in strong alkalis at boil.	Excellent resistance to bleaches & other oxidizing agents. Generally insoluble except in some phenolic compounds.	Not weakened by mildew. Excellent resistance to aging & abrasion. Prolonged exposure to sunlight causes some strength loss.
Nylon 6	Melts at 419 to 430° F. Slight discoloration at 300° F when held for 5 hr. Decomposes at 600 to 730° F.	Strong oxidizing agents & mineral acids cause degradation. Others cause loss in tenacity & elongation. Resists weak acids. Soluble in formic & sulfuric acids. Hydrolyzed by strong acids at elevated temperatures. Substantially inert in alkalis.	Can be bleached in most bleaching solutions. Generally insoluble in organic solvents. Soluble in some phenolic compounds.	Excellent resistance to mildew, aging & abrasion. Prolonged exposure to sunlight causes some degradation.
Nylon 6,6	Sticks at 445° F. Melts at 480° to 500° F. Yellowing slightly at 300° F when held for 5 hr.	Unaffected by most mineral acids, except hot mineral acids. Dissolves with partial decomposition in concentrated solution of hydrochloric, sulfuric & nitric acids. Soluble in formic acid. Substantially inert in alkalis.	Can be bleached in most bleaching solutions. Generally insoluble in organic solvents. Soluble in some phenolic compounds.	Excellent resistance to mildew, aging & abrasion. Prolonged exposure to sunlight causes some deterioration.
Kevlar	Difficult to ignite. Does not propagate flame. Does not melt. Decomposes at about 900° F.	Good resistance to dilute acids and bases. Degraded by strong mineral acids and, to lesser extent, by strong mineral bases. Best chemical resistance from Kevlar 149.	Should not be bleached. Excellent solvent resistance.	Excellent resistance to mildew & aging. Prolonged exposure to sunlight causes deterioration, but fibers self-screening. Good abrasion resistance.
Nomex	Does not melt. Decomposes at 700° F.	Unaffected by most acids, except some strength loss after long exposure to hydrochloric, nitric & sulfuric. Generally good resistance to alkalis.	Unaffected by most bleaches & solvents except for slight strength loss from exposure to sodium chlorite.	Excellent resistance to mildew & aging. Prolonged exposure to sunlight causes some strength loss. Good abrasion resistance.

BUCKINGHAM MFG CO
PN:????????? DATE OF MFG:?????????

WARNING

- * Buckingham MFG. requires the use of locking snaphooks
- * Never engage two snaphooks to one "D" ring unless using locking snaphooks designed for such application
- * Ensure circle "D" ring is void of any obstructions
- * Visually check that snaphook is properly engaged in "D" ring
- * NEVER engage a snaphook to a snaphook
- * Do NOT alter this product
- * Destroy and replace any equipment that has been subjected to impact loading
- * Keep tool carriers and other objects clear of "D" ring
- * User is responsible for safe work practices
- * Inspect product thoroughly before each use - see instructions
- * See additional warnings packaged with this product
- * Product IS NOT to be used for FALL ARREST
- * User weight not to exceed 350 lbs when fully equipped
- * Serious injury or death can result from improper training or improper use of this product

MADE IN THE USA 1998C 012121.fm t **PATENT PENDING**



WARNING: Cancer and Reproductive Harm - www.P65Warnings.ca.gov

PN 1998C ADJUSTABLE TWO D-RING TRUEFIT™ BELT LABEL (not to scale)

STATEMENT of OBSOLESCENCE:

Precise “useful life expectancy” or “shelf life” for this product is not specified, as the degree of use, conditions of use, and the degree of care and storage determines useful life. All users maintain responsibility to select proper equipment for the job, be properly trained in its use, and ensure all personnel support equipment passes inspection before each use. Upon evidence of defects, damage or deterioration, all equipment shall be removed from service immediately and tagged or marked as unusable or destroyed. Additionally, all equipment shall be inspected on a regular basis not to exceed one year by a Competent Person, as defined by OSHA/ANSI, to verify that the equipment is safe for use. In the event of any question or concern regarding the condition of such equipment, users shall remove the equipment from service for further inspection. All users must comply with OSHA/ANSI/ASTM standards prior to and in using such equipment. For more information regarding safe and appropriate use of equipment, please contact Buckingham Manufacturing at 1-800-937-2825.

INTERNATIONAL USERS:

Notwithstanding the above, please know that certain international jurisdictions require manufacturers of equipment to provide customers with a maximum useful lifespan (sometimes referred to as a “Statement of Obsolescence”). To the extent required, Buckingham personal protective equipment manufactured from synthetic fiber materials including but not limited to items such as webbing and/or rope are subject to a maximum useful lifespan of ten (10) years from the date of manufacture. As stated above proper usage, storage, maintenance, and care impacts the useful lifespan of equipment. Extreme circumstances may require that product must be retired after only one use. This statement is made in conformance and compliance with BS EN 365:2004. International users must ensure that product inspections are completed by Competent Persons as defined by international standards including but not limited to British Standard (“BS”). If equipment fails any inspections, it must be immediately withdrawn from service and destroyed. For more information regarding safe and appropriate use of equipment, please contact Buckingham Manufacturing at 1-800-937-2825.

OUR GUARANTEE:

We guarantee the equipment we manufacture to be free from defects in material and workmanship. We will repair any equipment deemed to be defective which is returned to us by the original purchaser. However, this guarantee is void if any product is changed or altered in any way, or if the product is used in a manner other than for which it is intended. This express guarantee supersedes all other expressed or implied guarantees, obligations or liabilities. **THERE ARE NO IMPLIED WARRANTIES OF MERCHANTABILITY OR FITNESS FOR A PARTICULAR PURPOSE AND AS SUCH, ALL IMPLIED WARRANTIES ARE SPECIFICALLY DISCLAIMED.**

LIMITATION ON LIABILITY:

IN NO EVENT WILL BUCKINGHAM OR BUYER BE LIABLE TO THE OTHER FOR LOST REVENUES, LOST PROFITS OR ANY OTHER INDIRECT, CONSEQUENTIAL, SPECIAL OR PUNITIVE LOSSES OR DAMAGES, HOWEVER CAUSED, WHETHER IN ACTION FOR BREACH OF CONTRACT, STRICT LIABILITY, TORT, OR OTHERWISE, EVEN IF ADVISED OF THE POSSIBILITY OF SUCH LOSSES OR DAMAGES. IN NO EVENT WILL BUCKINGHAM’S LIABILITY EXCEED THE TOTAL AMOUNT PAID BY BUYER TO BUCKINGHAM FOR THE PRODUCT OR EQUIPMENT GIVING RISE TO SUCH CLAIM(S).

PLEASE SEE OTHER TERMS AND CONDITIONS RELATING TO THIS PRODUCT AT <https://buckinghammfg.com/terms-conditions/>

REGISTRATION:

Before use of the product, ensure to register and confirm the product at www.buckinghammfg.com/register.

BUCKINGHAM MFG.
1-800-937-2825
www.buckinghammfg.com