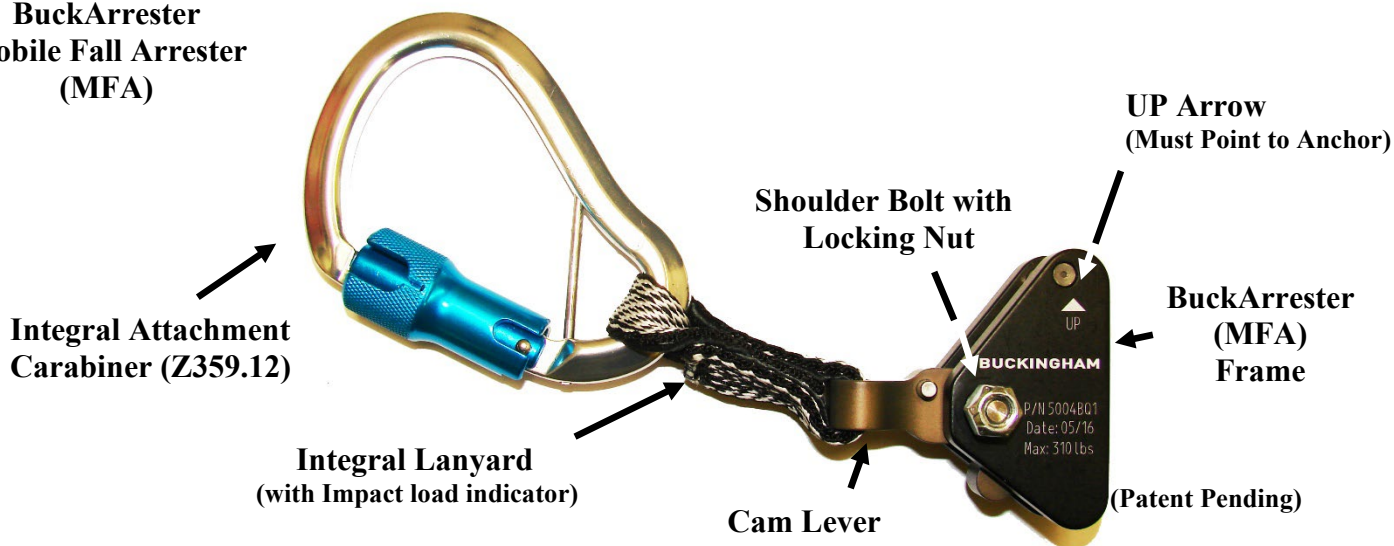


BUCKINGHAM MFG.

PN 5004BQ1 BuckArrester Mobile Fall Arrester (MFA) Ladder Positioning & Harness Attachment Instructions / Warnings

Warning: Do not use this product if you cannot understand and follow the instructions and warnings that come with it and complete all necessary functions.

Fig. 1
BuckArrester
Mobile Fall Arrester
(MFA)



The PN 5004BQ1 BuckArrester Mobile Fall Arrester (MFA) is one component of a Lifeline system to be used with Buckingham PN 128R, PN RFPBASIC and PN RFPDELUXE. This product when used by an individual with a weight of 350 lbs. (fully equipped) meets applicable requirements of OSHA 1926.502.

Note: hardware / material colors may vary from that shown.

Attaching the PN 5004BQ1 BuckArrester Mobile Fall Arrester (MFA) to the Lifeline:


1. Ensure the UP arrow on the frame of the BuckArrester is facing the top of the ladder and up the lifeline (Fig. 1 – 2).
2. Rotate the cam up into the open position (Fig. 3).
3. Insert the tail of the lifeline through the top of the BuckArrester channel between the frame and the cam (Fig. 4 – 5).

Top of the Ladder / Lifeline



Securing the Tail of the Lifeline to the Ladder:

1. Pull the slack out of the lifeline (pulling away from anchor) and form a loop in the lifeline in front of the 2nd or 3rd rung (on the bottom) of the ladder (Fig. 7).
2. Wrap the loop behind the rung (Fig. 8).
3. Bring loop around behind the doubled lifeline and back through the doubled loop formed (Fig. 9 – 10).
4. Pull knot tight (Fig. 11).



Note: Securing the lifeline to the ladder allows for the user to remove slack from the lifeline

Attaching MFA to Harness:

1. Open the Integral Attachment Carabiner gate (Fig. 12).
2. Connect the carabiner to the Harness Sternal D-ring (Fig. 13).
3. Ensure the carabiner gate is completely closed (Fig. 14).



Fig. 12



Fig. 13



Fig. 14

Inspect Prior to Each Use

Inspection should include but not be limited to the following:

- BuckArrester MFA is free of cracks— (usually depicted by fine jagged lines) and extensive wear or corrosion to the cam or housing.
- Cam is properly installed into the frame and facing the correct direction (as shown in the sketch on the frame) (Fig. 15).
- Shoulder Bolt and locking nut are in place and securely tightened.
- Inspect rope (lifeline installed on ladder) to ensure no excessive wear, burns, cuts, abrasions, kinks, knots, ice buildup, or any broken strands in any given area of rope exist. Additionally, the core of the rope is of a contrasting color from the cover to aid in inspection.
- BuckArrester MFA is properly installed onto the lifeline with the UP Arrow facing the anchor, or top of the ladder.
- Proper operation of the BuckArrester MFA by pivoting the cam lever back and forth. Movement should be unrestricted with no binding resulting from debris, packed snow, or ice, etc.
- Proper movement of the BuckArrester MFA up and down the rope.
- Carabiner gate is not cracked or bent, is free of burrs, clean, and functioning properly.
- Impact load indicator is intact and not deployed. The impact load indicator is located in the integral lanyard inside of the carabiner eye (Fig. 16 - 17). It consists of a fold in the webbing that is stitched such that when a force in excess of 600 lb. is applied to the unit, the thread breaks causing the indicator to deploy resulting in the length of the eye to increase indicating the unit has been subjected to an impact (Fig. 18 - 19).

Fig. 15




Fig. 16



Fig. 17





Be sure to perform a trial test while standing on the ground to ensure the BuckArrester MFA properly grips the rope / locks prior to climbing.

If any evidence of wear or deterioration as outlined above is observed, immediately cease use, destroy the product, and replace it with new equipment. Should any unusual conditions not outlined above be observed, or you have reasonable doubt about a particular condition, remove the equipment from service and notify your Supervisor, Safety Director, or contact Buckingham Mfg. Co. for clarification. Failure to carefully and completely inspect your equipment could result in serious injury or death.

Warnings:

- Completely read, understand, and follow all instructions, warnings, and guidelines pertaining to this and all associated equipment before use. Equipment must only be used as personal protection equipment. Failure to do so could result in your serious injury or death. Should questions arise concerning the proper use or condition of your equipment, contact Buckingham Manufacturing Co. at 1-800-937-2825.
- Selection of products should be such that they aid the worker in the performance of their job and particular work situation.
- Know the job and the regulations governing performance requirements and select the proper equipment.
- This equipment is intended for use by properly trained professionals only.
- PN 5004BQ1 BuckArrester Mobile Fall Arrester (MFA) is designed specifically for use on Buckingham Mfg. approved 7/16" (11mm) Kernmantle rope and is NEVER to be used for another purpose.
- Only use the supplied Harness (PN U601A3700F14) with this system.
- To eliminate the potential for gate opening / releasing, ensure the carabiner is positioned so that the gate is never load bearing (i.e. never lean into the ladder so far as to press the carabiner gate against a surface while ascending, descending, or working from the ladder).
- The BuckArrester MFA is designed to only be connected to the user's sternal connection point of the harness with the Integral Attachment Carabiner. Never extend the distance of the MFA attachment, see Fig. 20 – 21 for examples of prohibited attachment methods.



- Always position the BuckArrester MFA as high as possible while working. Never allow the BuckArrester MFA to be positioned lower than the Sternal attachment point of the harness. Limit Free Fall Distance to 16"
- All affixed labels should be left in place, and all instructional material kept for future reference.
- This product designed in accordance with ANSI Z359.15 is intended for use by an individual with a weight of 130 – 310 lbs. (fully equipped). When used by an individual with a maximum weight of 350 lbs. (fully equipped) product meets applicable requirements of OSHA 1926.502.
- Guard against debris which could block the action of the cam lever (pebbles, twigs, ice, snow, etc.).

- If ice or snow buildup is noted, run the BuckArrester MFA along the length of the rope to remove the build-up and ensure the BuckArrester MFA is clean and free of packed snow or ice.
- Avoid contact of this equipment with sharp edged or pointed tools, high temperature surfaces, welding, or other heat sources.
- Lubricate the gate of the carabiner as often as required to maintain smooth operation (no binding) with light weight lubricant such as BuckLube, WD-40®, Etc.
- Only Buckingham Mfg. Co., or those authorized in writing by Buckingham Mfg. Co., may make repairs / modifications to this equipment.
- Remove from service if subjected to impact loading, destroy & discard. Even though no visible signs are present, internal damage may have occurred thus reducing its strength and margin of safety.
- Fall protection equipment, (i.e. fall arrest, work positioning belts, climbers, retrieval, suspension etc.) should not be resold or provided to others for re-use after use by original user, as assurance cannot be granted that a used product meets criteria of applicable standards and is safe for use to a subsequent user.

STATEMENT of OBSOLESCENCE:

Precise “useful life expectancy” or “shelf life” for this product is not specified, as the degree of use, conditions of use, and the degree of care and storage determines useful life. All users maintain responsibility to select proper equipment for the job, be properly trained in its use, and ensure all personnel support equipment passes inspection before each use. Upon evidence of defects, damage or deterioration, all equipment shall be removed from service immediately and tagged or marked as unusable or destroyed. Additionally, all equipment shall be inspected on a regular basis not to exceed one year by a Competent Person, as defined by OSHA/ANSI, to verify that the equipment is safe for use. In the event of any question or concern regarding the condition of such equipment, users shall remove the equipment from service for further inspection. All users must comply with OSHA/ANSI/ASTM standards prior to and in using such equipment. For more information regarding safe and appropriate use of equipment, please contact Buckingham Manufacturing at 1-800-937-2825.

INTERNATIONAL USERS:

Notwithstanding the above, please know that certain international jurisdictions require manufacturers of equipment to provide customers with a maximum useful lifespan (sometimes referred to as a “Statement of Obsolescence”). To the extent required, Buckingham personal protective equipment manufactured from synthetic fiber materials including but not limited to items such as webbing and/or rope are subject to a maximum useful lifespan of ten (10) years from the date of manufacture. As stated above proper usage, storage, maintenance, and care impacts the useful lifespan of equipment. Extreme circumstances may require that product must be retired after only one use. This statement is made in conformance and compliance with BS EN 365:2004. International users must ensure that product inspections are completed by Competent Persons as defined by international standards including but not limited to British Standard (“BS”). If equipment fails any inspections, it must be immediately withdrawn from service and destroyed. For more information regarding safe and appropriate use of equipment, please contact Buckingham Manufacturing at 1-800-937-2825.

OUR GUARANTEE:

We guarantee the equipment we manufacture to be free from defects in material and workmanship. We will repair any equipment deemed to be defective which is returned to us by the original purchaser. However, this guarantee is void if any product is changed or altered in any way, or if the product is used in a manner other than for which it is intended. This express guarantee supersedes all other expressed or implied guarantees, obligations or liabilities. There are no implied warranties of merchantability or fitness for a particular purpose and as such, all implied warranties are specifically disclaimed.

LIMITATION ON LIABILITY:

In no event will Buckingham or buyer be liable to the other for lost revenues, lost profits or any other indirect, consequential, special or punitive losses or damages, however caused, whether in action for breach of contract, strict liability, tort, or otherwise, even if advised of the possibility of such losses or damages. In no event will Buckingham’s liability exceed the total amount paid by the buyer to Buckingham for the product or equipment giving rise to such claim(s).

Please see other terms and conditions relating to this product at <https://buckinghammfg.com/terms-conditions/>

REGISTRATION: Before use of the product, ensure to register and confirm the product at www.buckinghammfg.com/register.

Buckingham Mfg.

Binghamton, NY

www.buckinghammfg.com

1-800-937-2825

Information contained in these written instructions supersedes all other information (written, audio, video etc.) produced by Buckingham Mfg. prior to the revision date of this document.